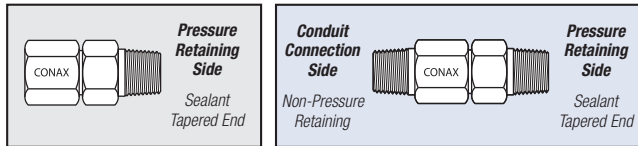


Conax Technologies Model MHC (Multi-Hole Ceramic) Glands seal multiple thermocouple, RTD or thermistor probes, tube bundles and liquid level sensors or a variety of devices within a single fitting. The soft sealant technology seals against gases or liquids and resists element movement under pressure. Immersion lengths can be easily adjusted in the field. Individual elements can be set at different lengths to facilitate monitoring of multiple points. MHC glands also allow easy replacement of elements.

MHC gland bodies with NPT threads or SAE threads are constructed from 303SST standard. Weld-neck style glands are constructed from 316LSST. Caps and followers for all styles are constructed from 303SST standard. Insulators are ceramic. Many optional materials are also available, including 316LSST, Monel 405, Hastelloy C276, Inconel and more. For information on alternative materials, see page 9. Cap Style A offers a mounting thread only. Cap Style B provides threading on both ends for attachment to conduit or terminal heads. Alternative sealant materials are available. Please consult a Conax Technologies sales engineer for custom needs.

- Temperature Range: -400° F to +1600° F (-240° C to +870° C)
- Pressure Range: Vacuum to 10,000 PSIG (690 bar) – see Pressure Ratings in the Specifications Chart on page 56-57.
- Seals 1 to 16 Elements



Type A has mounting thread only. Type B has cap end threaded. B Cap NPT matches the standard mounting NPT.

Accessories

The replaceable sealant permits repeated use of the same fitting. Elements can be easily assembled or replaced in the field. Simply insert the element and torque the cap. To replace the sealant or elements, simply loosen the cap, replace the necessary items, relubricate and retorque the cap.

Glands are supplied factory lubricated. When reused, the glands should be relubricated to maintain the published torque and pressure ratings. If glands are cleaned prior to assembly, they should be relubricated. On weld mount models, the heat from the welding process will destroy the lubricant. These models must also be relubricated prior to use. See page 103 for information on our lubrication kit.

Replacement Packing Sets are available. These consist of a sealant and two ceramic insulators. Replacement sealants may also be ordered separately (without insulators).

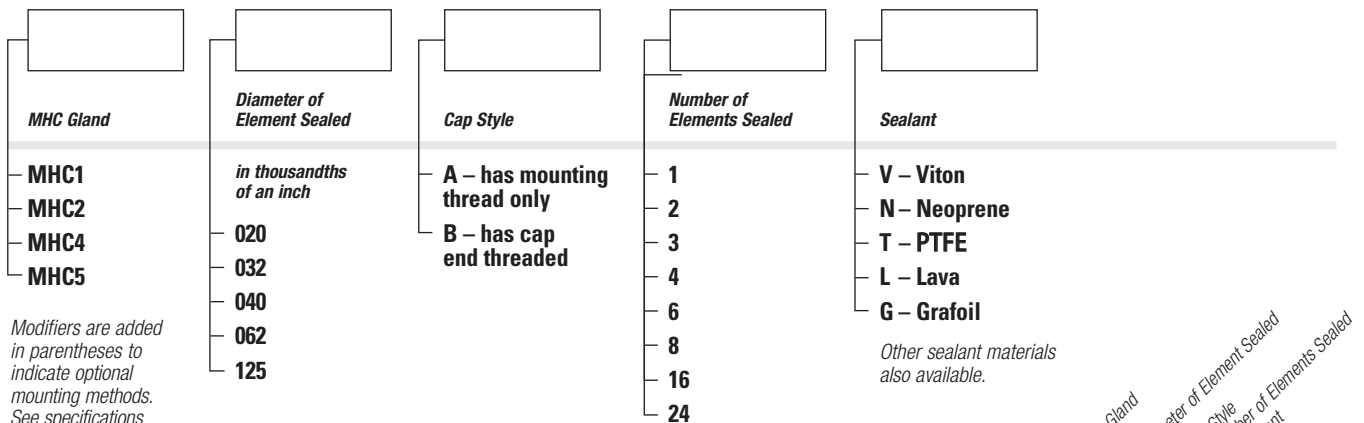
To order a Replacement Packing Set, order
RPS – (Gland) – (Diameter) – (Number of Holes) - (Sealant)

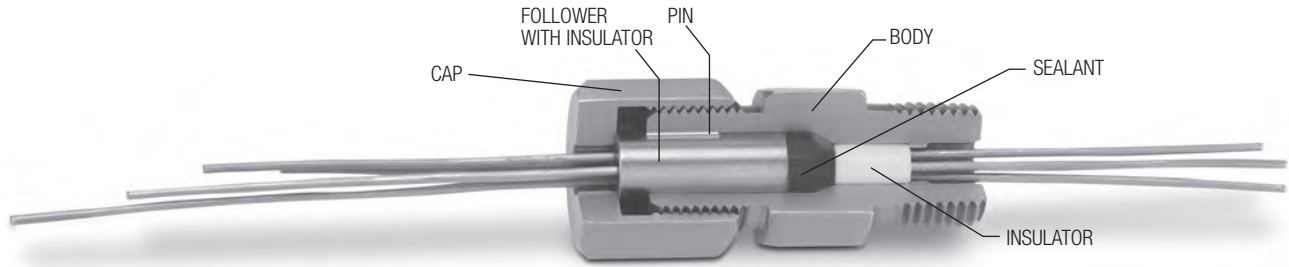
Example: RPS-MHC4-040-6-T

To order a Replacement Sealant only, order RS – (Gland) – (Diameter) – (Number of Holes) - (Sealant)

Example: RS-MHC4-040-6-T

Catalog Numbering System






MHC Selection Guide

Model	Diameter	Number of Elements Offered								
		1	2	3	4	6	8	16	24	
MHC1	020		X		X					
	032		X		X					
	062	X								
MHC2	020		X		X					
	032		X		X					
	040		X		X					
	062	X								
MHC4	032					X	X			
	040					X	X			
	062		X	X	X					
MHC5	032								X	X
	062					X	X			
	118		X							
	125		X							

Sealant Selection Guide

Material	Temperature Range
Lava (L)	-300° F to +1600° F (-185° C to +870° C)
PTFE (T)	-300° F to +450° F (-185° C to +232° C)
Neoprene (N)	-40° F to +200° F (-40° C to +93° C)
Viton (V)	-10° F to +450° F (-23° C to +232° C)
Grafoil (G)	-400° F to +925° F in air, +3000° F in inert or reducing atm. (-240° C to +495° C in air, +1650° C in inert or reducing atm.)



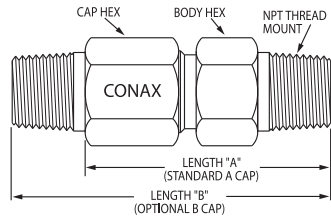
Note: the pressure and torque ratings provided in this catalog apply only when bores are drilled by Conax Technologies.

* Hex size for the body and cap are the same unless a cap size is provided in parentheses.

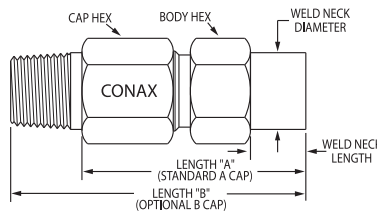
** Weld neck models require lubrication prior to use.

All pressure and torque ratings were determined at 68° F (20° C) using stainless steel rod as the element. Pressure ratings may degrade at higher temperatures. Pressure rating guide values are provided for glands with elements restrained by the compressed sealant. Higher pressure may be attained with additional element restraints. Tolerance of tube or probe diameter is ±0.005 (±0.003 for diameters ≤0.040). Deviation from the nominal may affect pressure ratings. Consult factory for details.

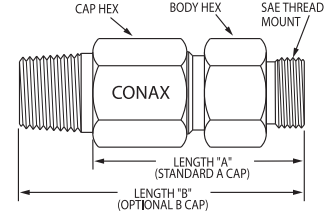
CAUTION: When sealing on soft, fragile or crushable elements, catalog torques may not apply. When catalog torques are applied, compressed sealants generate considerable forces on the element to be sealed. These forces could result in damaging soft or fragile elements such as coax cables or thin-wall materials. Consult factory for these types of applications.



Standard NPT



Weld Neck Mount



SAE Thread Mount

Catalog Number	Tube/Probe Diameter		Number of Probes	Length 'A'		Length 'B'		Hex Size				Pressure Rating										
	IN	MM		IN	MM	IN	MM	Body IN	Cap IN	Body MM	Cap MM	Neoprene PSIG	Neoprene BAR	Viton PSIG	Viton BAR	PTFE PSIG	PTFE BAR	Lava PSIG	Lava BAR	Grafoil PSIG	Grafoil BAR	
MODEL MHC1																						
Standard 1/8 NPT																						
MHC1-020-2	0.020	0.51	2	1.38	34.9	1.75	44.5	0.500	0.563	12.7	14.3	10,000	689	10,000	689	10,000	689	10,000	689	10,000	689	
MHC1-020-4	0.020	0.51	4	1.38	34.9	1.75	44.5	0.500	0.563	12.7	14.3	10,000	689	10,000	689	10,000	689	10,000	689	10,000	689	
MHC1-032-2	0.032	0.81	2	1.38	34.9	1.75	44.5	0.500	0.563	12.7	14.3	10,000	689	10,000	689	10,000	689	10,000	689	10,000	689	
MHC1-032-4	0.032	0.81	4	1.38	34.9	1.75	44.5	0.500	0.563	12.7	14.3	10,000	689	10,000	689	10,000	689	10,000	689	10,000	689	
MHC1-062-1	0.062	1.57	1	1.38	34.9	1.75	44.5	0.500	0.563	12.7	14.3	8,000	551	8,000	551	8,000	551	8,000	551	10,000	689	
Weld Neck Mount (Weld Neck Length 0.39", Diameter 0.405")**																						
MHC1(SWM1/S316L)-020-2	0.020	0.51	2	1.38	34.9	1.75	44.5	0.500	0.563	12.7	14.3	10,000	689	10,000	689	10,000	689	10,000	689	10,000	689	
MHC1(SWM1/S316L)-020-4	0.020	0.51	4	1.38	34.9	1.75	44.5	0.500	0.563	12.7	14.3	10,000	689	10,000	689	10,000	689	10,000	689	10,000	689	
MHC1(SWM1/S316L)-032-2	0.032	0.81	2	1.38	34.9	1.75	44.5	0.500	0.563	12.7	14.3	10,000	689	10,000	689	10,000	689	10,000	689	10,000	689	
MHC1(SWM1/S316L)-032-4	0.032	0.81	4	1.38	34.9	1.75	44.5	0.500	0.563	12.7	14.3	10,000	689	10,000	689	10,000	689	10,000	689	10,000	689	
MHC1(SWM1/S316L)-062-1	0.062	1.57	1	1.38	34.9	1.75	44.5	0.500	0.563	12.7	14.3	8,000	551	8,000	551	8,000	551	8,000	551	10,000	689	
SAE 7/16 -20 Thread Mount (formerly MS)																						
MHC1(MSE4)-020-2	0.020	0.51	2	1.70	43.2	2.06	52.3	0.688	0.563	17.5	14.3	9,138	630	9,138	630	9,138	630	9,138	630	9,138	630	
MHC1(MSE4)-020-4	0.020	0.51	4	1.70	43.2	2.06	52.3	0.688	0.563	17.5	14.3	9,138	689	9,138	630	9,138	630	9,138	630	9,138	630	
MHC1(MSE4)-032-2	0.032	0.81	2	1.70	43.2	2.06	52.3	0.688	0.563	17.5	14.3	9,138	689	9,138	630	9,138	630	9,138	630	9,138	630	
MHC1(MSE4)-032-4	0.032	0.81	4	1.70	43.2	2.06	52.3	0.688	0.563	17.5	14.3	9,138	689	9,138	630	9,138	630	9,138	630	9,138	630	
MHC1(MSE4)-062-1	0.062	1.57	1	1.70	43.2	2.06	52.3	0.688	0.563	17.5	14.3	8,000	551	8,000	551	8,000	551	8,000	551	9,138	630	
MODEL MHC2																						
Standard 1/4 NPT																						
MHC2-020-2	0.020	0.51	2	2.00	50.8	2.63	66.7	0.750	0.750	19.1	19.1	10,000	689	10,000	689	10,000	689	10,000	689	10,000	689	
MHC2-020-4	0.020	0.51	4	2.00	50.8	2.63	66.7	0.750	0.750	19.1	19.1	10,000	689	10,000	689	10,000	689	10,000	689	10,000	689	
MHC2-032-2	0.032	0.81	2	2.00	50.8	2.63	66.7	0.750	0.750	19.1	19.1	10,000	689	10,000	689	10,000	689	10,000	689	10,000	689	
MHC2-032-4	0.032	0.81	4	2.00	50.8	2.63	66.7	0.750	0.750	19.1	19.1	10,000	689	10,000	689	10,000	689	10,000	689	10,000	689	
MHC2-040-2	0.040	1.02	2	2.00	50.8	2.63	66.7	0.750	0.750	19.1	19.1	10,000	689	10,000	689	10,000	689	10,000	689	10,000	689	
MHC2-040-4	0.040	1.02	4	2.00	50.8	2.63	66.7	0.750	0.750	19.1	19.1	10,000	689	10,000	689	10,000	689	10,000	689	10,000	689	
MHC2-062-1	0.062	1.57	1	2.00	50.8	2.63	66.7	0.750	0.750	19.1	19.1	10,000	689	10,000	689	10,000	689	10,000	689	10,000	689	
MHC2 with Optional 1/8 NPT																						
MHC2(PTM1)-020-2	0.020	0.51	2	2.00	50.8	2.63	66.7	0.750	0.750	19.1	19.1	10,000	689	10,000	689	10,000	689	10,000	689	10,000	689	
MHC2(PTM1)-020-4	0.020	0.51	4	2.00	50.8	2.63	66.7	0.750	0.750	19.1	19.1	10,000	689	10,000	689	10,000	689	10,000	689	10,000	689	
MHC2(PTM1)-032-2	0.032	0.81	2	2.00	50.8	2.63	66.7	0.750	0.750	19.1	19.1	10,000	689	10,000	689	10,000	689	10,000	689	10,000	689	
MHC2(PTM1)-032-4	0.032	0.81	4	2.00	50.8	2.63	66.7	0.750	0.750	19.1	19.1	10,000	689	10,000	689	10,000	689	10,000	689	10,000	689	
MHC2(PTM1)-040-2	0.040	1.02	2	2.00	50.8	2.63	66.7	0.750	0.750	19.1	19.1	10,000	689	10,000	689	10,000	689	10,000	689	10,000	689	
MHC2(PTM1)-040-4	0.040	1.02	4	2.00	50.8	2.63	66.7	0.750	0.750	19.1	19.1	10,000	689	10,000	689	10,000	689	10,000	689	10,000	689	
MHC2(PTM1)-062-1	0.062	1.57	1	2.00	50.8	2.63	66.7	0.750	0.750	19.1	19.1	10,000	689	10,000	689	10,000	689	10,000	689	10,000	689	
Weld Neck Mount (Weld Neck Length 0.59, Diameter 0.540)**																						
MHC2(SWM2/S316L)-020-2	0.020	0.51	2	2.00	50.8	2.63	66.7	0.750	0.750	19.1	19.1	10,000	689	10,000	689	10,000	689	10,000	689	10,000	689	
MHC2(SWM2/S316L)-020-4	0.020	0.51	4	2.00	50.8	2.63	66.7	0.750	0.750	19.1	19.1	10,000	689	10,000	689	10,000	689	10,000	689	10,000	689	
MHC2(SWM2/S316L)-032-2	0.032	0.81	2	2.00	50.8	2.63	66.7	0.750	0.750	19.1	19.1	10,000	689	10,000	689	10,000	689	10,000	689	10,000	689	
MHC2(SWM2/S316L)-032-4	0.032	0.81	4	2.00	50.8	2.63	66.7	0.750	0.750	19.1	19.1	10,000	689	10,000	689	10,000	689	10,000	689	10,000	689	
MHC2(SWM2/S316L)-040-2	0.040	1.02	2	2.00	50.8	2.63	66.7	0.750	0.750	19.1	19.1	10,000	689	10,000	689	10,000	689	10,000	689	10,000	689	
MHC2(SWM2/S316L)-040-4	0.040	1.02	4	2.00	50.8	2.63	66.7	0.750	0.750	19.1	19.1	10,000	689	10,000	689	10,000	689	10,000	689	10,000	689	
MHC2(SWM2/S316L)-062-1	0.062	1.57	1	2.00	50.8	2.63	66.7	0.750	0.750	19.1	19.1	10,000	689	10,000	689	10,000	689	10,000	689	10,000	689	
SAE 7/16-20 Thread Mount (formerly MS)																						
MHC2(MSE4)-020-2	0.020	0.51	2	2.00	50.8	2.63	66.7	0.750	0.750	19.1	19.1	9,138	630	9,138	630	9,138	630	9,138	630	9,138	630	
MHC2(MSE4)-020-4	0.020	0.51	4	2.00	50.8	2.63	66.7	0.750	0.750	19.1	19.1	9,138	630	9,138	630	9,138	630	9,138	630	9,138	630	
MHC2(MSE4)-032-2	0.032	0.81	2	2.00	50.8	2.63	66.7	0.750	0.750	19.1	19.1	9,138	630	9,138	630	9,138	630	9,138	630	9,138	630	
MHC2(MSE4)-032-4	0.032	0.81	4	2.00	50.8	2.63	66.7	0.750	0.750	19.1	19.1	9,138	630	9,138	630	9,138	630	9,138	630	9,138	630	

MULTIPLE ELEMENT SEALING (MULTI-HOLE CERAMIC GLANDS) ■ MHC SERIES

MHC SERIES

Catalog Number	Tube/Probe Diameter		Number of Probes	Length 'A'		Length 'B'		Hex Size				Pressure Rating									
	IN	MM		IN	MM	IN	MM	Body IN	Cap IN	Body MM	Cap MM	Neoprene		Viton		PTFE		Lava		Grafoil	
												PSIG	BAR	PSIG	BAR	PSIG	BAR	PSIG	BAR	PSIG	BAR
SAE 7/16-20 Thread Mount (formerly MS)																					
MHC2(MSE4)-040-2	0.040	1.02	2	2.00	50.8	2.63	66.7	0.750	0.750	19.1	19.1	9,138	630	9,138	630	9,138	630	9,138	630	9,138	630
MHC2(MSE4)-040-4	0.040	1.02	4	2.00	50.8	2.63	66.7	0.750	0.750	19.1	19.1	9,138	630	9,138	630	9,138	630	9,138	630	9,138	630
MHC2(MSE4)-062-1	0.062	1.57	1	2.00	50.8	2.63	66.7	0.750	0.750	19.1	19.1	9,138	630	9,138	630	9,138	630	9,138	630	9,138	630
MODEL MHC4																					
Standard 1/2 NPT																					
MHC4-032-6	0.032	0.81	6	2.63	66.7	3.38	85.7	1.000	1.000	25.4	25.4	10,000	689	10,000	689	10,000	689	10,000	689	10,000	689
MHC4-032-8	0.032	0.81	8	2.63	66.7	3.38	85.7	1.000	1.000	25.4	25.4	10,000	689	10,000	689	10,000	689	10,000	689	10,000	689
MHC4-040-6	0.040	1.02	6	2.63	66.7	3.38	85.7	1.000	1.000	25.4	25.4	10,000	689	10,000	689	10,000	689	10,000	689	10,000	689
MHC4-040-8	0.040	1.02	8	2.63	66.7	3.38	85.7	1.000	1.000	25.4	25.4	10,000	689	10,000	689	10,000	689	10,000	689	10,000	689
MHC4-062-2	0.062	1.57	2	2.63	66.7	3.38	85.7	1.000	1.000	25.4	25.4	8,000	551	10,000	689	8,000	551	10,000	689	10,000	689
MHC4-062-3	0.062	1.57	3	2.63	66.7	3.38	85.7	1.000	1.000	25.4	25.4	8,000	551	10,000	689	8,000	551	10,000	689	10,000	689
MHC4-062-4	0.062	1.57	4	2.63	66.7	3.38	85.7	1.000	1.000	25.4	25.4	8,000	551	10,000	689	8,000	551	10,000	689	10,000	689
MHC4 with Optional 1/4 NPT																					
MHC4(PTM2)-032-6	0.032	0.81	6	2.63	66.7	3.38	85.7	1.000	1.000	25.4	25.4	10,000	689	10,000	689	10,000	689	10,000	689	10,000	689
MHC4(PTM2)-032-8	0.032	0.81	8	2.63	66.7	3.38	85.7	1.000	1.000	25.4	25.4	10,000	689	10,000	689	10,000	689	10,000	689	10,000	689
MHC4(PTM2)-040-6	0.040	1.02	6	2.63	66.7	3.38	85.7	1.000	1.000	25.4	25.4	10,000	689	10,000	689	10,000	689	10,000	689	10,000	689
MHC4(PTM2)-040-8	0.040	1.02	8	2.63	66.7	3.38	85.7	1.000	1.000	25.4	25.4	10,000	689	10,000	689	10,000	689	10,000	689	10,000	689
MHC4(PTM2)-062-2	0.062	1.57	2	2.63	66.7	3.38	85.7	1.000	1.000	25.4	25.4	8,000	551	10,000	689	8,000	551	10,000	689	10,000	689
MHC4(PTM2)-062-3	0.062	1.57	3	2.63	66.7	3.38	85.7	1.000	1.000	25.4	25.4	8,000	551	10,000	689	8,000	551	10,000	689	10,000	689
MHC4(PTM2)-062-4	0.062	1.57	4	2.63	66.7	3.38	85.7	1.000	1.000	25.4	25.4	8,000	551	10,000	689	8,000	551	10,000	689	10,000	689
Weld Neck Mount (Weld Neck Length 0.78", Diameter 0.840")**																					
MHC4(SWM4/S316L)-032-6	0.032	0.81	6	2.63	66.7	3.38	85.7	1.000	1.000	25.4	25.4	10,000	689	10,000	689	10,000	689	10,000	689	10,000	689
MHC4(SWM4/S316L)-032-8	0.032	0.81	8	2.63	66.7	3.38	85.7	1.000	1.000	25.4	25.4	10,000	689	10,000	689	10,000	689	10,000	689	10,000	689
MHC4(SWM4/S316L)-040-6	0.040	1.02	6	2.63	66.7	3.38	85.7	1.000	1.000	25.4	25.4	10,000	689	10,000	689	10,000	689	10,000	689	10,000	689
MHC4(SWM4/S316L)-040-8	0.040	1.02	8	2.63	66.7	3.38	85.7	1.000	1.000	25.4	25.4	10,000	689	10,000	689	10,000	689	10,000	689	10,000	689
MHC4(SWM4/S316L)-062-2	0.062	1.57	2	2.63	66.7	3.38	85.7	1.000	1.000	25.4	25.4	8,000	551	10,000	689	8,000	551	10,000	689	10,000	689
MHC4(SWM4/S316L)-062-3	0.062	1.57	3	2.63	66.7	3.38	85.7	1.000	1.000	25.4	25.4	8,000	551	10,000	689	8,000	551	10,000	689	10,000	689
MHC4(SWM4/S316L)-062-4	0.062	1.57	4	2.63	66.7	3.38	85.7	1.000	1.000	25.4	25.4	8,000	551	10,000	689	8,000	551	10,000	689	10,000	689
SAE 3/4-16 Thread Mount (formerly MS)																					
MHC4(MSE8)-032-6	0.032	0.81	6	2.63	66.7	3.38	85.7	1.000	1.000	25.4	25.4	9,138	630	9,138	630	9,138	630	9,138	630	9,138	630
MHC4(MSE8)-032-8	0.032	0.81	8	2.63	66.7	3.38	85.7	1.000	1.000	25.4	25.4	9,138	630	9,138	630	9,138	630	9,138	630	9,138	630
MHC4(MSE8)-040-6	0.040	1.02	6	2.63	66.7	3.38	85.7	1.000	1.000	25.4	25.4	9,138	630	9,138	630	9,138	630	9,138	630	9,138	630
MHC4(MSE8)-040-8	0.040	1.02	8	2.63	66.7	3.38	85.7	1.000	1.000	25.4	25.4	9,138	630	9,138	630	9,138	630	9,138	630	9,138	630
MHC4(MSE8)-062-2	0.062	1.57	2	2.63	66.7	3.38	85.7	1.000	1.000	25.4	25.4	8,000	551	9,138	630	8,000	551	9,138	630	9,138	630
MHC4(MSE8)-062-3	0.062	1.57	3	2.63	66.7	3.38	85.7	1.000	1.000	25.4	25.4	8,000	551	9,138	630	8,000	551	9,138	630	9,138	630
MHC4(MSE8)-062-4	0.062	1.57	4	2.63	66.7	3.38	85.7	1.000	1.000	25.4	25.4	8,000	551	9,138	630	8,000	551	9,138	630	9,138	630
MODEL MHC5																					
Standard 3/4 NPT																					
MHC5-032-16	0.032	0.81	16	2.88	73.0	3.63	92.1	1.125	1.250	28.6	31.8	8,000	551	8,000	551	8,000	551	10,000	689	10,000	689
MHC5-032-24	0.032	0.81	24	2.88	73.0	3.63	92.1	1.250	1.500	31.8	38.1	NA	NA	7,200	496	2,800	193	10,000	689	10,000	689
MHC5-062-6	0.062	1.57	6	2.88	73.0	3.63	92.1	1.125	1.250	28.6	31.8	8,000	551	10,000	689	8,000	551	10,000	689	10,000	689
MHC5-062-8	0.062	1.57	8	2.88	73.0	3.63	92.1	1.125	1.250	28.6	31.8	8,000	551	10,000	689	10,000	689	10,000	689	10,000	689
MHC5-118-2	0.118	3.00	2	2.88	73.0	3.63	92.1	1.125	1.250	28.6	31.8	3,000	207	4,000	276	6,000	413	10,000	689	10,000	689
MHC5-125-2	0.125	3.18	2	2.88	73.0	3.63	92.1	1.125	1.250	28.6	31.8	3,000	207	4,000	276	6,000	413	10,000	689	10,000	689
MHC5 with Optional 1/2 NPT																					
MHC5(PTM4)-032-16	0.032	0.81	16	2.88	73.0	3.63	92.1	1.125	1.250	28.6	31.8	8,000	551	8,000	551	8,000	551	10,000	689	10,000	689
MHC5(PTM4)-062-6	0.062	1.57	6	2.88	73.0	3.63	92.1	1.125	1.250	28.6	31.8	8,000	551	10,000	689	8,000	551	10,000	689	10,000	689
MHC5(PTM4)-062-8	0.062	1.57	8	2.88	73.0	3.63	92.1	1.125	1.250	28.6	31.8	8,000	551	10,000	689	10,000	689	10,000	689	10,000	689
MHC5(PTM4)-125-2	0.125	3.18	2	2.88	73.0	3.63	92.1	1.125	1.250	28.6	31.8	3,000	207	4,000	276	6,000	413	10,000	689	10,000	689
Weld Neck Mount (Weld Neck Length 0.79", Diameter 1.05")**																					
MHC5(SWM5/S316L)-032-16	0.032	0.81	16	2.88	73.0	3.63	92.1	1.125	1.250	28.6	31.8	8,000	551	8,000	551	8,000	551	10,000	689	10,000	689
MHC5(SWM5/S316L)-062-6	0.062	1.57	6	2.88	73.0	3.63	92.1	1.125	1.250	28.6	31.8	8,000	551	10,000	689	8,000	551	10,000	689	10,000	689
MHC5(SWM5/S316L)-062-8	0.062	1.57	8	2.88	73.0	3.63	92.1	1.125	1.250	28.6	31.8	8,000	551	10,000	689	10,000	689	10,000	689	10,000	689
MHC5(SWM5/S316L)-125-2	0.125	3.18	2	2.88	73.0	3.63	92.1	1.125	1.250	28.6	31.8	3,000	207	4,000	276	6,000	413	10,000	689	10,000	689
SAE 7/8-14 Thread Mount (formerly MS)																					
MHC5(MSE10)-032-16	0.032	0.81	16	2.88	73.0	3.63	92.1	1.125	1.250	28.6	31.8	7,600	524	7,600	524	7,600	524	7,600	524	7,600	524
MHC5(MSE10)-062-6	0.062	1.57	6	2.88	73.0	3.63	92.1	1.125	1.250	28.6	31.8	7,600	524	7,600	524	7,600	524	7,600	524	7,600	524
MHC5(MSE10)-062-8	0.062	1.57	8	2.88	73.0	3.63	92.1	1.125	1.250	28.6	31.8	7,600	524	7,600	524	7,600	524	7,600	524	7,600	524
MHC5(MSE10)-125-2	0.125	3.18	2	2.88</																	